
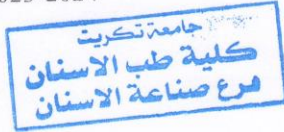



## Academic Program Description Form


University Name: Tikrit University  
Faculty/Institute: College of Dentistry  
Scientific Department: Prosthodontics  
Academic or Professional Program Name: oral diagnosis  
Final Certificate Name: Bachelor of Dental Surgery  
Academic System: Annual  
Description Preparation Date: 2023-2024  
Completion Date: 2023-2024

Signature:   
Head of Department Name:  
Lec. Luma Nasrat Arab  
Date: 2023-2024



Signature:   
Scientific Associate Name:  
lect. Lec. Dr. Ahmed Khalf Al-Juburi  
Date: 2023-2024



The file is checked by:  
Department of Quality Assurance and University Performance  
Director of the Quality Assurance and University Performance Department: Date:  
Signature: 



Approval of the Dean  
Assistant Professor Muhammed Rahil Ali

أ. د. م. د. محمد رحيل علي  
عميد كلية طب الاسنان



<b>Program Vision</b>				
An ambitious picture for the future of the Prosthodontics, to be advanced, inspiring, motivating, realistic, and applicable				
<b>2. Program Mission</b>				
It briefly explains the goals and activities necessary to achieve them, and also identifies the paths and trends of the specialty's development.				
<b>3. Program Objectives</b>				
1- Graduating qualified dentists capable of treating a large segment of society 2- Graduating dentists capable of improving health conditions 3- Promoting scientific reality by stimulating attendance at scientific conferences and keeping up with medical developments regarding artificial prosthetics. 4- Graduating dentists capable of making full and partial dentures at all practical and clinical stages				
<b>4. Program Accreditation</b>				
Does the program have program accreditation? And from which agency? No				
<b>5. Other external influences</b>				
Is there a sponsor for the program? No				
<b>6 Program Structure</b>				
Program Structure	Number of Courses	Credit hours	Percentage	Reviews•
Institution Requirements	4	96	100%	basic
College Requirements	4	96	100%	basic

Department Requirements	4	96	100%	basic
Summer Training	2			basic
Other				basic

This can include notes whether the course is basic or optional.

7. Program Description				
Year/Level	Course Code	Course Name	Credit Hours	
Second	PRO282	Prosthodontics	1hr.theoretical	2hr. Lab.
Second	DEM 243	Dental Material	1hr.theoretical	2hr. Lab.
Third	PRO359	Prosthodontics	1hr.theoretical	2hr. Lab.
Fourth	PRO485	Prosthodontics	1hr.theoretical	2hr. Clinic
Fifth	PRO585	Prosthodontics	1hr.theoretical	2hr. Clinic
8. Expected learning outcomes of the program				
Knowledge				
Learning Outcomes 2		Learning Outcomes Statement 2		
Learning Outcomes 3		Learning Outcomes Statement 3		
Learning Outcomes 4		Learning Outcomes Statement 4		
Learning Outcomes 5		Learning Outcomes Statement 5		
8. Expected learning outcomes of the program				
A1- The student must understand the basics of the Prosthodontics				
A2- The student must understand the branches of prosthetics				
A3- The student must transform his information into reality to solve problems				
A4- The student should be able to develop his skills and gain more experience				
A5- The student must be influential and effective with the experience and information he carries				

---

Skills.

B1- Planning skills

B2 - Executive skills

B3 - Evaluative skills

---

## 9. Teaching and Learning Strategies

---

C1 - Daily participation: The student discusses the most important issues he faces in practical life regarding artificial prosthetics

C2- To develop the student's skills through correct diagnosis and treatment

C3- The student should develop communication skills with other medical departments to find solutions

---

## 10. Evaluation methods

---

1. Daily exams

2. Monthly exams

3. Seminars and reports

4. Clinical and laboratory process requirements

---

11. Faculty: College of Dentistry						
Faculty Members						
Academic Rank	Specialization		Special Requirements/Skills (if applicable)		Number of the teaching staff	
	General	Special			Staff	Lecturer
Luma Nasrat Arab Reem Ahmed Shihab Safwan Abd-Alhameed Ali Saad Ahmed Nusaiba Mustafa Muhammed		*				Lecturer Lecturer Lecturer Assisst.Lecturer Assisst. Lecturer

### Professional Development

#### Mentoring new faculty members

Briefly describes the process used to mentor new, visiting, full—time, and part—time faculty at the institution and department level.

#### Professional development of faculty members

Briefly describe the academic and professional development plan and arrangements for faculty such as teaching and learning strategies, assessment of learning outcomes, professional development, etc.

### 12. Acceptance Criterion

A. Central admission

B. The applicant must have a preparatory certificate in the scientific branch (biology)

### 13. The most important sources of information about the program

1-The website of the college and university

2- Prescribed methodological books

3-The Internet

Program Skills Outline															
				Required program Learning outcomes											
Year/Level	Course Code	Course Name	Basic or optional	Knowledge				Skills				Ethics			
				A1	A2	A3	A4	B1	B2	B3	B4	C1	C2	C3	C4
Second	DEM 243	Dental Material	Basic	✓	✓			✓	✓			✓	✓		
	PRO282	Prosthodontics	Basic	✓	✓			✓	✓	✓		✓	✓	✓	✓
Third	PRO359	Prosthodontics	Basic	✓				✓	✓	✓	✓	✓	✓	✓	✓
	PRO485	Prosthodontics	Basic	✓	✓	✓		✓	✓	✓		✓	✓	✓	✓
Fifth	PRO585	Prosthodontics	Basic	✓	✓	✓	✓	✓	✓	✓	✓	✓	✓	✓	✓

- Please tick the boxes corresponding to the individual program learning outcomes under evaluation.

## Course Description Form

<b>1. Course Name:</b>					
Prosthodontics					
<b>2. Course Code:</b>					
PRO282					
<b>3. Semester / Year:</b>					
Second					
<b>4. Description Preparation Date:</b>					
2023-2024					
<b>5. Available Attendance Forms:</b>					
Attendance (lecture+ lab)					
<b>6. Number of Credit Hours (Total) / Number of Units (Total)</b>					
96hr.					
<b>7. Course administrator's name (mention all, if more than one name)</b>					
Reem Ahmed Shihab Email:					
<b>8. Course Objectives</b>					
1- Defining and understanding some important terms in the .Prosthodontics 2- Practical application of practical laboratory steps for manufacturing complete dentures Graduating doctors who are fully familiar with all the materials used to make the complete Dentures					
<b>9. Teaching and Learning Strategies</b>					
1- Giving the lecture (explanation and clarification) 2- Using modern educational methods Urging the student to use the library as one of the learning methods					
<b>10. Course Structure</b>					
<b>Week</b>	<b>Hours</b>	<b>Required Learning Outcomes</b>	<b>Unit or subject name</b>	<b>Learning method</b>	<b>Evaluation method</b>

<b>Wee k</b>	<b>Hours</b>	<b>Unit/Module or Topic Title</b>	<b>Teaching Method</b>	<b>Assessment Method</b>
<b>1st</b>	1hr.theoretical 2hr. practical	Course description, Introduction, definitions &objectives	power point	<b>Questions and disscussion</b>
<b>2<sup>nd</sup></b>	1hr.theoretical 2hr. practical	Maxillary landmarks	power point	<b>Questions and disscussion</b>
<b>3rd</b>	1hr.theoretical 2hr. practical	Mandibular landmarks	power point	<b>Questions and disscussion</b>
<b>4<sup>th</sup></b>	1hr.theoretical 2hr. practical	Impression trays, stock tray& primary impression	power point	<b>Questions and disscussion</b>
<b>5<sup>th</sup></b>	1hr.theoretical 2hr. practical	Study cast, S.T.& final impression	power point	<b>Questions and disscussion</b>
<b>6th</b>	1hr.theoretical 2hr. practical	Base plate& bite rim	power point	<b>Questions and disscussion</b>
<b>7<sup>th</sup></b>	1hr.theoretical 2hr. practical	Jaw relations, Orientation &Vertical	power point	<b>Questions and disscussion</b>
<b>8</b>	1hr.theoretical 2hr. practical	Horizontal Jaw relations	power point	<b>Questions and disscussion</b>
<b>9</b>	1hr.theoretical 2hr. practical	TMJ and mandibular movement	power point	<b>Questions and disscussion</b>
<b>10</b>	1hr.theoretical 2hr. practical	Articulators& face- bow	power point	<b>Questions and disscussion</b>
<b>11</b>	1hr.theoretical 2hr. practical	Mounting	power point	<b>Questions and disscussion</b>
<b>12</b>	1hr.theoretical 2hr. practical	selection of teeth	power point	<b>Questions and disscussion</b>



13	1hr.theoretical 2hr. practical	Setting of anterior teeth	power point	<b>Questions and discussion</b>
14	1hr.theoretical 2hr. practical	Setting of posterior teeth	power point	<b>Questions and discussion</b>
15	1hr.theoretical 2hr. practical	Waxing and carving	power point	<b>Questions and discussion</b>
	1hr.theoretical 2hr. practical	1st term exam	power point	
16	1hr.theoretical 2hr. practical	Flasking	power point	<b>Questions and discussion</b>
17	1hr.theoretical 2hr. practical	Wax illumination & processing	power point	<b>Questions and discussion</b>
18	1hr.theoretical 2hr. practical	Denture base materials	power point	<b>Questions and discussion</b>
19	1hr.theoretical 2hr. practical	Deflasking & finishing	power point	<b>Questions and discussion</b>
20	1hr.theoretical 2hr. practical	Selective grinding	power point	<b>Questions and discussion</b>
21	1hr.theoretical 2hr. practical	Trouble shooting	power point	<b>Questions and discussion</b>
22	1hr.theoretical 2hr. practical	Denture repair	power point	<b>Questions and discussion</b>
23	1hr.theoretical 2hr. practical	Revision	power point	<b>Questions and discussion</b>
24		<b>2nd trimester exam</b>		

**1-Boucher's Prosthodontic treatment for edentulous patient, ninth edition.**

**2-Zarb Bolender, Prosthodontic Treatment for edentulous patients, twelfth edition**

**Journals in dentistry concerned in complete denture subjects**

**Google & you tube for complete denture subjects**

1. Course Name:					
Dental Material					
2. Course Code:					
DEM243					
3. Semester / Year:					
Second					
4. Description Preparation Date:					
2023-2024					
5. Available Attendance Forms:					
Attendance (lecture+ lab)					
6. Number of Credit Hours (Total) / Number of Units (Total)					
96hr.					
7. Course administrator's name (mention all, if more than one name)					
Muthena Shabaan Email:					
8. Course Objectives					
1- Defining and understanding some important terms in the Prosthodontics 2- Practical application of practical laboratory steps for manufacturing complete dentures Graduating doctors who are fully familiar with all the materials used to make the complete Dentures					
9. Teaching and Learning Strategies					
1- Giving the lecture (explanation and clarification) 2- Using modern educational methods Urging the student to use the library as one of the learning methods					
10. Course Structure					
Week	Hours	Required Learning Outcomes	Unit or subject name	Learning method	Evaluation method

10. Course Structure					
Week	Hours	ILOs	Unit/Module or Topic Title	Teaching Method	Assessment Method
1	1		Introduction and physical properties of	Lecture / lab	theory exam/ Practical

			dental material		evaluation
2	1		Mechanical properties	Lecture / lab	theory exam/ Practical evaluation
3	1		Gypsum materials	Lecture / lab	theory exam/ Practical evaluation
4	1		Gypsum materials	Lecture / lab	theory exam/ Practical evaluation
5	1		Impression materials	Lecture / lab	theory exam/ Practical evaluation
6	1		Impression materials	Lecture / lab	theory exam/ Practical evaluation
7	1		Impression materials	Lecture / lab	theory exam/ Practical evaluation
8	1		Impression materials	Lecture / lab	theory exam/ Practical evaluation
9	1		Impression materials	Lecture / lab	theory exam/ Practical evaluation
10	1		Waxes	Lecture / lab	theory exam/ Practical evaluation
11	1		Waxes	Lecture / lab	theory exam/ Practical evaluation
12	1		Polymers	Lecture / lab	theory exam/ Practical evaluation
13	1		Polymers	Lecture / lab	theory exam/ Practical evaluation
14	1		Investment materials	Lecture / lab	theory exam/ Practical evaluation
15	1		Cement materials	Lecture / lab	theory exam/ Practical evaluation
16	1		Temporary filling	Lecture / lab	theory exam/ Practical evaluation
17	1		Metal and metal alloy	Lecture / lab	theory exam/ Practical evaluation
18	1		Metal and metal alloy	Lecture / lab	theory exam/ Practical evaluation
19	1		Metal and metal alloy	Lecture / lab	theory exam/ Practical evaluation
20	1		Metal and metal alloy	Lecture / lab	theory exam/ Practical evaluation
21	1		Filling materials	Lecture / lab	theory exam/ Practical evaluation
22	1		Filling materials	Lecture / lab	theory exam/ Practical evaluation
23	1		Filling materials	Lecture / lab	theory exam/ Practical evaluation
24	1		Filling materials	Lecture / lab	theory exam/ Practical evaluation
25	1		Preventive materials	Lecture / lab	theory exam/ Practical evaluation
26	1		Root canal filling materials (obturating materials)	Lecture / lab	theory exam/ Practical evaluation
27	1		Finishing and	Lecture / lab	theory exam/ Practical evaluation

			polishing material		
28	1		Relining material	Lecture / lab	theory exam/ Practical evaluation
29	1		Implant materials	Lecture / lab	theory exam/ Practical evaluation
30	1		Maxillofacial materials	Lecture / lab	theory exam/ Practical evaluation

### 11. Infrastructure

1. Books Required reading:	Phillips dental materials
2. Main references (sources)	Restorative dental material Dental material their selection and use

### 12. The development of the curriculum plan

Periodic review of latest developments in dental materials and their inclusion in the plan

1. Course Name:					
prosthodontics					
2. Course Code:					
PRO359					
3. Semester / Year:					
Third					
4. Description Preparation Date:					
2023-2024					
5. Available Attendance Forms:					
Attendance (lecture+ lab)					
6. Number of Credit Hours (Total) / Number of Units (Total)					
96hr.					
7. Course administrator's name (mention all, if more than one name)					
Luma Nasrat					
8. Course Objectives					
1- Defining and understanding some important terms in the Prosthodontics 2- Practical application of practical laboratory steps for manufacturing complete dentures Graduating doctors who are fully familiar with all the materials used to make the complete Dentures					
9. Teaching and Learning Strategies					
1- Giving the lecture (explanation and clarification) 2- Using modern educational methods Urging the student to use the library as one of the learning methods					
10. Course Structure					
Week	Hours	Required Learning Outcomes	Unit or subject name	Learning method	Evaluation method

10. Course Structure					
Week	Hours	Unit/Module or Topic Title	Teaching Method	Assessment Method	
1	2	Introduction to Removable Partial Dentures	Theoretical lecture using power point	short exam ,semester ,mid and final exam	

2	2	Classification of Partially Edentulous Arches	Theoretical lecture using power point	short exam ,semester ,mid and final exam
3	2	Surveying	Theoretical lecture using power point	short exam ,semester ,mid and final exam
4	2	Surveying (continue)	Theoretical lecture using power point	short exam ,semester ,mid and final exam
5	2	Component Parts of a Removable Partial Denture	Theoretical lecture using power point	short exam ,semester ,mid and final exam
6	2	Maxillary Major Connectors	Theoretical lecture using power point	short exam ,semester ,mid and final exam
7	2	Mandibular Major Connectors	Theoretical lecture using power point	short exam ,semester ,mid and final exam
8	2	Minor Connectors	Theoretical lecture using power point	short exam ,semester ,mid and final exam
9	2	Rests and Rest Seats	Theoretical lecture using power point	short exam ,semester ,mid and final exam
10	2	Retention and Removable Partial Denture Retainers	Theoretical lecture using power point	short exam ,semester ,mid and final exam
11	2	Extra Coronal Direct Retainers(Types of clasp assemblies)	Theoretical lecture using power point	short exam ,semester ,mid and final exam
12	2	Intracoronar Direct Retainers (Internal Attachments, Precision Attachments	Theoretical lecture using power point	short exam ,semester ,mid and final exam
13	2	Stress-Breakers (Stress Equalizers)	Theoretical lecture using power point	short exam ,semester ,mid and final exam
14	2	Indirect Retainers	Theoretical lecture using power point	short exam ,semester ,mid and final exam

15	2	Indirect Retainers (continue)	Theoretical lecture using power point	short exam ,semester ,mid and final exam
16	2	Laboratory procedures in RPD construction:Block out and Relief	Theoretical lecture using power point	short exam ,semester ,mid and final exam
17	2	Laboratory procedures in RPD construction: Duplication and Refractory Cast Construction	Theoretical lecture using power point	short exam ,semester ,mid and final exam
18	2	Laboratory procedures in RPD construction: Wax Pattern	Theoretical lecture using power point	short exam ,semester ,mid and final exam
19	2	Laboratory procedures in RPD construction: Casting and Finishing	Theoretical lecture using power point	short exam ,semester ,mid and final exam
20	2	Denture Base in RPD	Theoretical lecture using power point	short exam ,semester ,mid and final exam
21	2	Record Bases, Occlusion Rims, Mounting and Arrangement of Teeth	Theoretical lecture using power point	short exam ,semester ,mid and final exam
22	2	Biomechanics of Removable Partial Dentures	Theoretical lecture using power point	short exam ,semester ,mid and final exam
23	2	Biomechanics of Removable Partial Dentures (continue)	Theoretical lecture using power point	short exam ,semester ,mid and final exam
24	2	Principles of Removable Partial Denture Design	Theoretical lecture using power point	short exam ,semester ,mid and final exam
25	2	Principles of Removable Partial Denture Design (continue)	Theoretical lecture using power point	short exam ,semester ,mid and final exam

26	2	Clinical Phases of Removable Partial Denture Construction.	Theoretical lecture using power point	short exam ,semester ,mid and final exam
27	2	Acrylic Removable Partial Dentures	Theoretical lecture using power point	short exam ,semester ,mid and final exam
28	2	Flexible Removable Partial Dentures	Theoretical lecture using power point	short exam ,semester ,mid and final exam
29	2	Repairs and Additions to Removable	Theoretical lecture using power point	short exam ,semester ,mid and final exam
30	2	Digitally Designed & Fabrication Process of RPD Framework Using CAD/CAM System	Theoretical lecture using power point	short exam ,semester ,mid and final exam
		Practical Lab		
1	2	Introduction to Removable Partial Dentures		
2	2	Kennedy Classification		
3	2	Cast Trimming		
4	2	Surveying		
5	2	Surveying		
6	2	Wire Bending		
7	2	Wire Bending		
8	2	Acrylic Removable Partial Denture Design		
9	2	Acrylic Removable Partial Denture Laboratory Procedures		
10	2	Acrylic Removable Partial Denture Laboratory Procedures		
11	2	Flexible Partial Denture Design		
12	2	Flexible Partial Denture Laboratory Procedures		
13	2	Flexible Partial Denture Laboratory Procedures		
14	2	Flexible Partial Denture Laboratory Procedure		
15	2	Principles of 2D Design for the Removable Partial Denture		
16	2	Principles of 2D Design for the Removable Partial Denture		
17	2	Principles of Drawing 2D Design for the Removable Partial Dentures		
18	2	Principles of 2D Design for the Removable Partial Denture		



19	2	2D Design for Mandibular & Maxillary Arches	
20	2	2D Design for Mandibular & Maxillary Arches	
21	2	2D Design for Mandibular & Maxillary Arches	
22	2	Drawing Removable Partial Denture 3D Design & CAD/CAM	
23	2	Drawing Removable Partial Denture 3D Design & CAD/CAM	
24	2	Types of Rests	
25	2	Rests Seat Preparation	

1. Course Name:					
Prosthodontics					
2. Course Code:					
PRO359					
3. Semester / Year:					
Fourth					
4. Description Preparation Date:					
2023-2024					
5. Available Attendance Forms:					
Attendance (lecture+ lab)					
6. Number of Credit Hours (Total) / Number of Units (Total)					
96hr.					
7. Course administrator's name (mention all, if more than one name)					
Ali Saad					
8. Course Objectives					
1- Defining and understanding some important terms in the Prosthodontics 2- Practical application of practical laboratory steps for manufacturing complete dentures Graduating doctors who are fully familiar with all the materials used to make the complete Dentures					
9. Teaching and Learning Strategies					
1- Giving the lecture (explanation and clarification) 2- Using modern educational methods Urging the student to use the library as one of the learning methods					
10. Course Structure					
Week	Hours	Required Learning Outcomes	Unit or subject name	Learning method	Evaluation method

## 10. Course Structure

We ek	Hour s	Unit/Module or Topic Title	Teachi ng Metho d	Assessment Method
1	2	Course description, &infection control In prosthodontics	Theoretical lecture using power point	short exam ,semester ,mid and final exam
2	2	Anatomy& physiology	Theoretical lecture using power point	short exam ,semester ,mid and final exam
3	2	Myology	Theoretical lecture using power point	short exam ,semester ,mid and final exam
4	2	Diagnosis& treatment plan for RPD	Theoretical lecture using power point	short exam ,semester ,mid and final exam
5	2	Mouth preparations	Theoretical lecture using power point	short exam ,semester ,mid and final exam
6	2	Impression materials and techniques	Theoretical lecture using power point	short exam ,semester ,mid and final exam
7	2	Support and impression procedure	Theoretical lecture using power point	short exam ,semester ,mid and final exam
8	2	Framework try-in	Theoretical lecture using power point	short exam ,semester ,mid and final exam
9	2	Jaw relations and record base for RPD	Theoretical lecture using power point	short exam ,semester ,mid and final exam
10	2	Selection of teeth & setting in RPD	Theoretical lecture using power point	short exam ,semester ,mid and final exam
11	2	Try-in for RPD	Theoretical lecture using power point	short exam ,semester ,mid and final exam
12	2	Partial Denture Design II	Theoretical lecture using power point	short exam ,semester ,mid and final exam
13	2	Insertion of RPD	Theoretical lecture using power point	short exam ,semester ,mid and final exam
14	2	Post insertion problems for RPD	Theoretical lecture using power point	short exam ,semester ,mid and final exam

15	2		Theoretical lecture using power point	short exam ,semester ,mid and final exam
16	2		Theoretical lecture using power point	short exam ,semester ,mid and final exam
17	2	Patient examination for CD	Theoretical lecture using power point	short exam ,semester ,mid and final exam
18	2	Pre prosthetic Surgery	Theoretical lecture using power point	short exam ,semester ,mid and final exam
19	2	<b>Impressions for CD, materials and techniques</b>	Theoretical lecture using power point	short exam ,semester ,mid and final exam
20	2	Jaw relations, Orientation& Vertical relation II	Theoretical lecture using power point	short exam ,semester ,mid and final exam
21	2	Horizontal Jaw Relations II	Theoretical lecture using power point	short exam ,semester ,mid and final exam
22	2	Setting of teeth in abnormal Jaw relations	Theoretical lecture using power point	short exam ,semester ,mid and final exam
23	2	Try-in and Post-dam	Theoretical lecture using power point	short exam ,semester ,mid and final exam
24	2	Insertion of CD	Theoretical lecture using power point	short exam ,semester ,mid and final exam
25	2	Post insertion problems for CD	Theoretical lecture using power point	short exam ,semester ,mid and final exam

1. Course Name:					
Prosthodontics					
2. Course Code:					
PRO585					
3. Semester / Year:					
Fifth					
4. Description Preparation Date:					
2023-2024					
5. Available Attendance Forms:					
Attendance (lecture+ lab)					
6. Number of Credit Hours (Total) / Number of Units (Total)					
96hr.					
7. Course administrator's name (mention all, if more than one name)					
Safwan Abd-Alhameed					
8. Course Objectives					
1- Defining and understanding some important terms in the Prosthodontics 2- Practical application of practical laboratory steps for manufacturing complete dentures Graduating doctors who are fully familiar with all the materials used to make the complete Dentures					
9. Teaching and Learning Strategies					
1- Giving the lecture (explanation and clarification) 2- Using modern educational methods Urging the student to use the library as one of the learning methods					
10. Course Structure					
Week	Hours	Required Learning Outcomes	Unit or subject name	Learning method	Evaluation method

### 10. Course Structure

Week	Hours	ILOs	Unit/Module or Topic Title	Teaching Method	Assessment Method
1	1hour theoretical 2hour practical		<b>Occlusion in Complete Denture</b>	Lecture / ppt	Questions and discussion
2	1hour theoretical 2hour practical		<b>Occlusion in Complete Denture (Continue)</b>	Lecture / ppt	Questions and discussion
3	1hour theoretical 2hour practical		<b>Retention, Stability and Support</b>	Lecture / ppt	Questions and discussion
4	1hour theoretical 2hour practical		<b>Retention, Stability and Support (Continue)</b>	Lecture / ppt	Questions and discussion
5	1hour theoretical 2hour practical		<b>Post Insertion Problems</b>	Lecture / ppt	Questions and discussion
5	1hour theoretical 2hour practical		<b>Post Insertion Problems (Continue)</b>	Lecture / ppt	Questions and discussion
7	1hour theoretical 2hour practical		<b>Complications Of Complete Denture</b>	Lecture / ppt	Questions and discussion
8	1hour theoretical 2hour practical		<b>Complications Of Complete Denture (Continue)</b>	Lecture / ppt	Questions and discussion
9	1hour theoretical 2hour practical		<b>Immediate Denture</b>	Lecture / ppt	Questions and discussion
10	1hour theoretical 2hour practical		<b>Immediate Denture (Continue)</b>	Lecture / ppt	Questions and discussion

11	1hour theoretical 2hour practical		<b>Classification system for completely edentulous patients</b>	Lecture / ppt	Questions and discussion
12	1hour theoretical 2hour practical		<b>Classification system for completely edentulous patients (Continue)</b>	Lecture / ppt	Questions and discussion
13	1hour theoretical 2hour practical		<b>Posterior palatal seal area</b>	Lecture / ppt	Questions and discussion
14	1hour theoretical 2hour practical		<b>Single CD</b>	Lecture / ppt	Questions and discussion
15	1hour theoretical 2hour practical		<b>Single CD (Continue)</b>	Lecture / ppt	Questions and discussion
16			<b>Geriatric dentistry</b>		
17			<b>Maxillofacial Prosthesis</b>		
18	1hour theoretical 2hour practical		<b>Maxillofacial Prosthesis (Continue)</b>	Lecture / ppt	Questions and discussion
19	1hour theoretical 2hour practical		<b>Residual Ridge resorption</b>	Lecture / ppt	Questions and discussion
20	1hour theoretical 2hour practical		<b>Residual Ridge resorption (Continue)</b>	Lecture / ppt	Questions and discussion
21	1hour theoretical 2hour practical		<b>Dental implantology</b>	Lecture / ppt	Questions and discussion
22	1hour theoretical 2hour practical		<b>Dental implantology (Continue)</b>	Lecture / ppt	Questions and discussion
23	1hour		<b>Esthetics in CD</b>	Lecture / ppt	Questions and

	theoretical 2hour practical				discussion
24	1hour theoretical 2hour practical		<b>Characteristics Of Ideal Materials For Dental Implant</b>	Lecture / ppt	Questions and discussion
25	1hour theoretical 2hour practical		<b>Copy denture</b>	Lecture / ppt	Questions and discussion
26	1hour theoretical 2hour practical		<b>Over Denture</b>	Lecture / ppt	Questions and discussion
27	1hour theoretical 2hour practical		<b>Over Denture (Continue)</b>	Lecture / ppt	Questions and discussion
28	1hour theoretical 2hour practical		<b>Neutral zone in CD</b>	Lecture / ppt	Questions and discussion
29	1hour theoretical 2hour practical		<b>Attachments in over denture</b>	Lecture / ppt	Questions and discussion
30	1hour theoretical 2hour practical		<b>Attachments in over denture (Continue)</b>	Lecture / ppt	Questions and discussion

## 11. Infrastructure

### 1. Books Required reading:

1. Zarb, Hobkirk, Eckert, Jacob et al. "Prosthetic treatment for edentulous patients: Complete dentures and implant-supported prostheses" 13th edition 2013 by Mosby, Elsevier Inc.
2. Golden and Driscoll. "Treating the complete denture patient" 1st edition 2020 John Wiley & Sons, Inc.
3. Rahn, Ivanhoe and Plummer. "Textbook of complete dentures" 6th edition 2009 People's Medical. Publishing House-USA.



2. Main references (sources)	Articles
B-Electronic references, Internet sites...	Google scholar and you tube
12. The development of the curriculum plan	
It will be replaced, added and deleted to develop the academic scientific content	